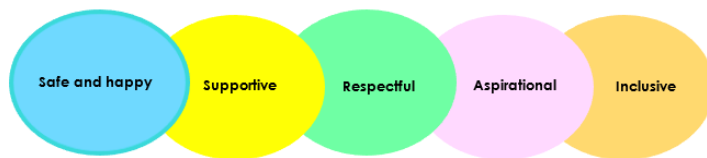




Learn for life – fly high



Frogwell Primary School Newsletter

16th September 2022

School news

Uniform

Last week I wrote that we had noticed a few items of non-uniform, especially on the lower half (trousers/skirts). This has really improved this week so thank you, but there are still a very small number of children wearing incorrect clothes, shoes or PE kit to school. School items, including PE kits, should all be plain with the exception of school logo items. Please make sure long hair is tied back for school. We will now be contacting individual parents to remind them if we notice that children are not dressed in the proper uniform or PE kit. If you are having a problem with uniform, it is important that you talk to us. There are funds available to the school via Chippenham Borough Lands Charity to support people who may be struggling financially, so if cost of living is affecting your ability to provide proper school uniform, we may be able to help; this can be done very discreetly and we do not need to report any names of recipients to CBLC.

Equally, if something has gone wrong with getting hold of uniform when your child has outgrown an item, please let us know about any temporary delays so we can understand what is going on.

Please make sure all items are clearly named – one blue logo jumper looks exactly the same as everyone else's jumper! There is a reminder of the full uniform policy at the end of this newsletter.

Attendance / absence system changes

Thank you so much for embracing our new absence reporting system so quickly - hopefully the new electronic systems are quicker and easier for parents, as well as streamlining things for us in school. Miss Wakeham has been contacting parents when children are absent, as per our new procedures, and this will continue as set out in the letter I sent out about attendance last Friday.

Instead of phoning in, there are two electronic options for reporting a child's absence:

- 1) Via the school website www.frogwell.co.uk. Go to the 'Parents' tab and choose 'REPORT AN ABSENCE'. This will take you directly to a simple online form where you will fill in your child's name, class, the date and give the reason for the absence.
- 2) Via email to a new dedicated email address attendance@frogwell.wilts.sch.uk. This address can also be found on the same website page as the online form link above, in case you forget it!

Remember – every day counts! Morpurgo Class won this week's Attendance Award and had extra playtime!

Parents' Evenings

Parents' Evenings will be held on Monday 10th October (15.30-17.30) and Thursday 13th October (16.30-18.30), and then again in the Spring. These will be face-to-face short appointments, but you will be able to request a Teams or phone appointment if you cannot attend in person. These meetings will be focused mainly on how your child has settled into their new class, how they are getting on and any ways we need you to support at home. Online booking information will follow from the office in due course.

Morning snack reminders

Please can we remind parents that snacks brought in for morning break times must be either fruit / veg or a basic cereal bar. Biscuits, crisps, sweets, chocolate, popcorn, sausages, winders, roll-ups, dunkers etc are not allowed and we will not let children eat them if they bring them. **Water bottles for outside lunch time should contain plain water only. Juice / squash is fine with a packed lunch.**

Harvest collection

We will be holding our usual Harvest assembly later this term and would like to ask for donations for Doorway, the local charity that supports people who are homeless or in vulnerable housing situations. There is a flyer at the end of this letter showing the items they need and those which they cannot accept. If you wish to donate, please send items in to school in the week of 26th September (not before or after please).

Safeguarding

'Safeguarding' and 'Child Protection' are terms you may hear used a lot in schools and in the media, but what do they actually mean?

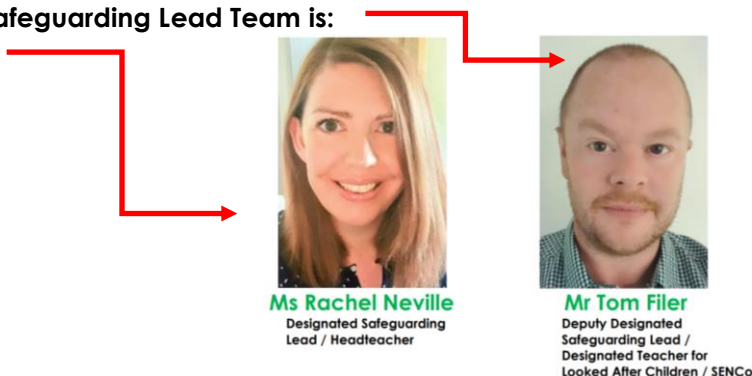
Safeguarding refers to the whole umbrella of processes we use to protect all children and to provide safe and effective care. This includes all the procedures designed to prevent harm to a child, including:

- Being alert to signs and symptoms of abuse or neglect and noticing changes in children's behaviour or presentation that suggests they may need support
- Carrying out risk assessments for activities and trips to ensure they are planned as safely as possible
- Health and safety checks to make sure the school environment is as safe as possible
- Following strict 'Safer Recruitment' procedures to make sure all staff and volunteers are suitable to work with children
- Helping children learn how to be safe online
- Teaching children about road safety, stranger danger, healthy lifestyles, safe and healthy relationships etc
- Making sure children have people they can talk to at school about worries, plus things like 'worry boxes' to make it easier to signal if something is wrong
- Checking where children are if they are not at school
- Improving children's attendance and punctuality at school because this impacts on their overall wellbeing
- Having pastoral systems to support children, such as our Thrive programme.

Child Protection is part of the bigger safeguarding process, protecting specific individual children identified as suffering or likely to suffer significant harm. This includes the child protection procedures which detail how to respond to concerns about a child. The school has a legal obligation to report any concerns about a child if they feel that a child may be subject to neglect or physical, emotional or sexual abuse. This includes concerns about the child in the home and the wider environment. If we have such a concern, we will contact the Wiltshire Multi-Agency Safeguarding Hub (MASH) to ensure that concerns are dealt with in a manner which puts the well-being of the child as priority. We appreciate that parents and carers can find these events very worrying and upsetting. Whenever possible, we will discuss concerns with parents before seeking advice to safeguard a child; however, there are some circumstances when we are obliged to seek support from a professional trained to investigate safeguarding concerns.



Who is responsible for Safeguarding in school? The short answer is... EVERYONE! All staff and volunteers are responsible for being alert to the signs of neglect and abuse and for reporting them to the Safeguarding Lead Team. All school staff have a responsibility to provide a safe environment in which children can learn. All staff receive safeguarding training and regular safeguarding updates in areas such as online safety and the Prevent duty. The Safeguarding Lead and Deputy Safeguarding Lead have additional training so that they can carry out their responsibilities effectively. The Safeguarding Leads give advice to staff and also liaise closely with other services such as children's social care.

Frogwell's Safeguarding Lead Team is:



Ofsted (November 2021) said...The *arrangements for safeguarding are effective*. Safeguarding records and practice are reviewed thoroughly. Leaders carry out the necessary safeguarding checks before staff begin working at the school. Staff and volunteers receive appropriate safeguarding training. They know how to report concerns about a pupil's safety and well-being. Safeguarding referrals to external agencies are made in a timely manner. Leaders escalate concerns if they believe they have not received an appropriate response from external agencies. Pupils are taught how to keep themselves safe. Leaders have plans in place to help develop further pupils' understanding of bullying, including cyber-bullying.

Busy happy days at Frogwell...



Reminders

Parents and Carers are asked not to make any form of video or audio recordings or take photographs within the school grounds, other than those approved at official school events such as concerts.

Please remember bikes and scooters must not be ridden on the playground.

Children must not play on the climbing/balancing equipment before or after school.

Please do not allow children to be on the grassy bank behind the car parking bays for any reason at any time.

Gates are locked at 08:55 in the morning so parents can leave the site but school officially starts at **08:50** so arrivals after that time will be marked as late.

Please do not smoke around the school entrance areas.

Dogs on school site

Please remember that **dogs are not permitted on the school site**, except assistance dogs. This includes dogs being carried as well as those walking.

We have our own official visiting dog, Roko, who is risk assessed, carefully planned for and insured but other dogs may not enter the site. This includes the area around the car park and along the front of the school, not just in the playground. We also cannot have dogs tied up outside so any dog owners will need to make other arrangements for their pets during school drop off and pick up times.



Parent Governor election

Are you interested in becoming a school governor? We are recruiting for two new parent governors and the information you need about what this role involves and how to stand for election was attached to the email along with last week's newsletter. [The deadline for nominations is Friday 30th September at 15:00.](#)



School Facebook page

Have you seen our Facebook page for parents and carers? Make sure you find the **official** school page, which looks like this.



Diary dates for 2022-23

Monday 19th September	School closed – extra Bank Holiday for funeral of HM The Queen
Mon 10th / Thurs 13th October	Autumn Parents' evenings
Wed 19th Oct 2022	Last day of Term 1
20th Oct – 28th Oct 2022	Half term
Mon 31st Oct 2022	Start of Term 2
Week beginning 31st October 2022	Year 6 residential trip to The Beacon
Fri 16th Dec 2022	Last day of Term 2
19th Dec 2022 – 2nd Jan 2023	Christmas holidays
Tues 3rd Jan 2023	Start of Term 3
Thurs 9th Feb 2023	Last day of Term 3 for children
Fri 10th Feb 2023	TD day – no school for children
13th – 17th Feb 2023	Half term
Mon 20th Feb 2023	Start of Term 4
Fri 31st March 2023	Last day of Term 4
3rd April – 14th April 2023	Easter holidays
Mon 17th April 2023	TD day – no school for children
Tues 18th April 2023	Start of Term 5
Fri 26th May 2023	Last day of Term 5
29th May – 2nd June 2023	Half term
Mon 5th June 2023	Start of Term 6
Fri 23rd June 2023	TD day – no school for children
Tues 25th July 2023	Last day of Term 6

Online safety information

The internet has transformed the ability to access content. Many apps that children use are dependent on user-generated content which can encourage freedom of expression, imagination and creativity. However, due to the sheer volume uploaded every day, it can be difficult for platforms to regulate and moderate everything, which means that disturbing or distressing images, videos or audio clips can slip through the net. That's why we've shared this guide from National Online Safety to provide parents and carers with some useful tips on keeping children safe online.

In the guide, you'll find tips on a number of potential risks such as age-inappropriate content, privacy issues and mental health.

At National Online Safety we believe in empowering parents, carers and trusted adults with the information they need to hold an informed conversation about online safety with their children, should they feel it is needed. This guide focuses on one issue of many which we believe trusted adults should be aware of. Please visit www.nationalonlinesafety.com for further guides, hints and tips for adults.

ONLINE CONTENT

10 tips to keep your children safe online

The internet has transformed the ability to access content. Many apps that children use are dependent on user-generated content which can encourage freedom of expression, imagination and creativity. However, due to the sheer volume uploaded every day, it can be difficult for platforms to regulate and moderate everything, which means that disturbing or distressing images, videos or audio clips can slip through the net. That's why we've created this guide to provide parents and carers with some useful tips on keeping children safe online.

- **1 MONITOR VIEWING HABITS**

Whilst most apps have moderation tools, inappropriate content can still slip through the net.
- **2 CHECK ONLINE CONTENT**

Understand what's being shared or what seems to be 'trending' at the moment.
- **3 CHECK AGE-RATINGS**

Make sure they are old enough to use the app and meet the recommended age-limit.
- **4 CHANGE PRIVACY SETTINGS**

Make accounts private and set content filters and parental controls where possible.
- **5 SPEND TIME ON THE APP**

Get used to how apps work, what content is available and what your child likes to watch.
- **6 LET CHILDREN KNOW YOU'RE THERE**

Ensure they know that there is support and advice available to them if they need it.
- **7 ENCOURAGE CRITICAL THINKING**

Talk about what people might post online and why some posts could cause distress.
- **8 LEARN HOW TO REPORT & BLOCK**

Always make sure that children know how to use the reporting tools on social media apps.
- **9 KEEP AN OPEN DIALOGUE**

If a child sees distressing material online; listen to their concerns, empathise and offer reassurance.
- **10 SEEK FURTHER SUPPORT**

If a child has been affected by something they've seen online, seek support from your school's safeguarding lead.

 **National Online Safety**
#WakeUpWednesday

www.nationalonlinesafety.com Twitter - @natonlinesafety Facebook - /NationalOnlineSafety Instagram - @NationalOnlineSafety

Users of this guide do so at their own discretion. No liability is entered into. Current as of the date of release: 16.09.2020

School uniform policy

(including rules on jewellery etc)

At Frogwell Primary School we believe that school uniform is important for the following reasons:

- it helps promote a sense of pride in the school and a feeling of belonging
- it is practical and distinctive
- it helps us quickly and easily identify Frogwell children when out on trips etc
- it is not distracting in class
- it helps make children feel equal to one another in terms of appearance

All children are expected to wear the school uniform.

It is essential that all items of clothing are clearly named as matching lost items of un-named identical clothing to the owner is very difficult and a waste of valuable teaching time for staff. School logo jumpers and other items can be purchased from Scholars in Chippenham town centre. Plain items of uniform are readily available in supermarkets.

Clothing

- Royal blue school sweatshirt or cardigan (plain or with school logo)
- Grey skirt, trousers or smart school shorts
- Pale blue polo shirt / cotton shirt (optional school logo polos are available to order via our online shop)
- Blue checked summer dress
- Black, grey or white socks or tights

Shoes:

- Sensible flat black school shoes or smart plain black trainers (not boots please). All shoes should be plain black, without any white stripes etc.
- Sturdy sandals are permitted in the summer but these must be securely attached to the feet and suitable for active play (no flip-flops, sliders or similar).

PE Kit:

- Plain black / navy shorts, plain white t-shirt (optional school logo PE tops are available to order via our online shop)
- Daps for indoor PE
- Trainers for outdoor PE
- Plain black / navy joggers and a plain black / blue sweatshirt or 'hoodie' may be worn for cold weather outdoor PE in the winter.
- Please remember to pack socks for those who wear tights with their normal school clothes!

Swimming kit:

- Sensible one-piece swimming costume for girls (no bikinis or tankinis please)
- Sensible trunks / fitted shorts for boys (no baggy shorts please)
- Swimming hats are strongly encouraged by school and the swimming pool
- Towel

Hair, make-up, jewellery etc

- Children should not come to school with 'fashion' hairstyles including dyed hair colours, mohicans or tram lines / shaved patterns.
- Long hair should be tied back.
- Hair accessories should be kept simple and small (e.g. no 'JoJo bows' or fancy hairbands).
- Make-up and nail varnish are not to be worn to school. False / acrylic nails are not allowed
- The only jewellery permitted is a watch and one pair of small stud earrings (earrings must be removed or covered for PE for safety reasons). Hoop earrings are not suitable for school due to the risk of them being caught and pulled during active play or in busy environments.
- Temporary tattoos are not to be worn to school.
- Parents are responsible for making sure that any weekend or school holiday make-up etc is completely removed before children come back to school. This includes where children have worn make-up etc as part of theatrical or dance performances out of school.

We hope children are proud of their school uniform and that it makes getting ready for school easier for parents. We appreciate parents supporting us, and their child, by ensuring they are dressed appropriately for school. This is a good habit for children to get into for their future at secondary school and in employment.

Doorway

This harvest time we'd be especially grateful for the following food supplies:

Tins of tomatoes, vegetables and soup

Tins of fruit

Tins of meat (e.g. corned beef, ham, meat stew)

Pot Noodles, packet savoury noodles & rice

Bags of uncooked rice

Packet soups, and instant mash

Tinned puddings (e.g. rice) & custard

Jars of cooking sauce (e.g. bolognaise, curry)

Tins of fish (sardines, pilchards, tuna etc.)

Baked Beans

Tea & Coffee

Packets of biscuits and cereal bars

Please check tins are in date, with ring pulls if possible

Other items (pasta, cereals, jam) are not needed at the moment



Thank you for your support!