

## Year 1 Term 1

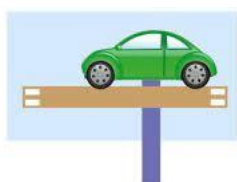
### DT Knowledge Organiser - Sliders and Levers

During this unit of work, children will make a story book page with moving parts – a slider or a lever to make the picture move. They will create a page from the story 'The Way Back Home' by Oliver Jeffers.

First the children will look at examples of moving parts in books: flaps, sliders and levers. Then they will practise making a simple slider and lever to decide which type of movement they would like on their page.

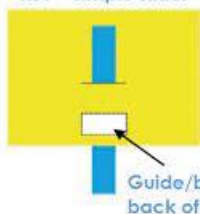


Slider


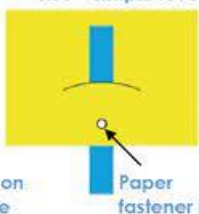


Lever

KS1 – Simple slider



KS1 – Simple lever



This is an example of our story book page – the rocket moves!

Vocabulary:

design	A simple picture of what the product will look like including where moving parts will go.
evaluate	A review of how successful the product is including what went well, improvements for next time.
lever	A movement that is side to side which uses a pivot (paper fastener / split pin).
pivot	The centre point where a mechanism turns.
slider	A handle that moves a picture up / down or across
slot	A cut in the paper to slide in the slider handle / lever.